



Trends in ISTS Green

OPEN ACCESS MARKET

 March 2025





JMK Research & Analytics is a specialist consultancy firm that provides research and advisory services to Indian and International clients in Renewables, Electric mobility, and the Battery storage segments.

www.jmkresearch.com

212A, Suncity Trade Tower, Sector 21, Gurugram, Haryana 122016

+91-7428306655

contact@jmkresearch.com



SED FUND

SED Fund is a philanthropic initiative to support the Sustainable Development Goals (SDGs) of clean air, access to energy, clean water, climate action and equity, by backing efforts of governments and civil society on clean energy transition, according to principles of sustainability, diversity and equity. We amplify impact by consolidating philanthropic resources, strengthening country level institutions and civil society groups and supporting initiatives that will have the most impact in support of these goals.

www.sed.fund

Authors: Jyoti Gulia, Prabhakar Sharma

Disclaimer: This document is the result of a collaborative effort between JMK Research & Analytics and SED Fund. Other entities (Amplus, Ampln, Oriano etc.) mentioned in the report were also referred during the report formulation.

The presentation of the materials contained in this report is of a general nature and is not intended to address the requirements of any particular individual segment or entity. This report is for information and educational purposes only. JMK Research & Analytics along with other entities mentioned above, aims to provide accurate information, but does not guarantee the accuracy or completeness of such information nor does it accept responsibility for the consequence of its use. Unless attributed to others, any opinions expressed are our current opinions only. Certain information presented may have been provided by third-parties.

Copyright (c) JMK Research & Analytics 2025

Unless otherwise indicated, the material in this publication may be used freely, shared or reprinted, as long as JMK Research & Analytics is acknowledged as the source.

Table Of Contents

Executive Summary	1
What is an ISTS green OA project?	3
ISTS transmission infrastructure in India	6
Key Drivers and Benefits	7
Higher project capacity utilization (CUF) factor	7
General network access (GNA) regulations.....	8
ISTS transmission charges waivers.....	12
Manages Demand- Supply imbalance of RE power	13
Landed Cost Analysis for ISTS.....	14
ISTS/CTU transmission charges.....	15
ISTS landed cost across states.....	16
Prevalent ISTS business models in India	17
Operational ISTS green OA Projects in India	19
“Project JAI” by AMPLUS SOLAR	19
“Project Trinity” by Oriano solar.....	19
AMPIIn Energy ISTS SOLAR PROJECT	21
Risks and Challenges	22
Insufficient ISTS transmission infrastructure	22
Approaching ISTS transmission charges waiver deadline	23
The application process is complicated.....	23
State attractiveness for ISTS green OA.....	24
Way Forward	25
Extension of ISTS waivers remains uncertain	25
Viable co-existence of InSTS and ISTS green OA.....	26
Short -term transactions to dominate.....	27
GNA likely to be modified for renewable energy transactions	27
Conclusion.....	29

Glossary of Terms

Abbreviation	Definition
BG	Bank Guarantee
BESS	Battery Energy Storage System
CERC	Central Electricity Regulatory Commission
CUF	Capacity Utilisation factor
ckm	circuit kilometer
CTU	Central Transmission Utility
CfS	Contracts-for-difference
CO2	Carbon dioxide
GOAR	Green Energy Open Access Registry
GWp	Gigawatt peak
InSTS	Intra-state transmission system
ISTS	Inter-state transmission system
LTA	Long-term access
MWp	Megawatt Peak
MVA	Megavolt Ampere
MOP	Ministry of Power
MMPTA	Metric Tonnes Per Annum
NSWS	National Single Window System
NOAR	National Open Access Registry
NLDC	National Load Dispatch Center
NOC	No objection certificate
PGCIL	Power Grid Corporation of India Ltd
RLDC	Regional load dispatch center
RfS	Request for selection
REC	Renewable Energy Certificate
STU	State Transmission Utility
SECI	Solar Energy Corporation of India
T-GNA	Temporary General Network Access
WSH	Wind Solar Hybrid

Executive Summary

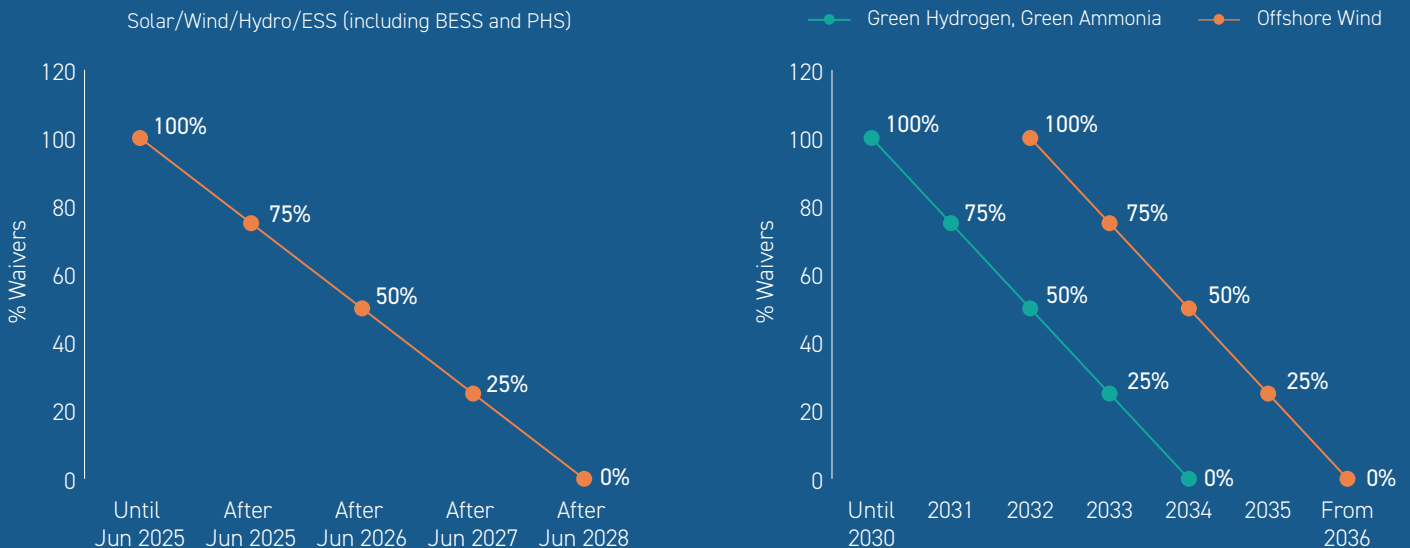
The Interstate Transmission System (ISTS)-based renewable energy (RE) projects facilitate power delivery between states. In India, utilities have traditionally relied on ISTS for power transmission to bridge the gap between the availability and demand faced by local distribution companies (DISCOMs). Since 2020, ISTS-based tenders have accounted for almost one-fourth of the share in the cumulative issuance capacity of all utility-scale RE tenders in India.

From 2022 onwards, favorable market conditions such as waivers on ISTS transmission charges and the introduction of general network access (GNA) regulations have opened the ISTS market for green open access (OA). ISTS green open access (OA) will play a crucial role as C&I entities across India seek to make their energy consumption more sustainable. By connecting to the ISTS network, a C&I consumer with manufacturing locations spread across multiple states can sign a single Power Purchase Agreement (PPA) with a developer to meet its green power needs.

After incorporating the exemptions and ISTS transmission waivers, the net OA charges for ISTS connected projects across India's leading ten C&I states broadly vary from Rs 2 – 3.5 per unit for RE projects.

ISTS transmission waivers are a significant driver of the ISTS green OA market's growth. These waivers will decrease by 25% annually from July 2025 to June 2028, after which no waivers will apply to ISTS projects, except for offshore wind and those set up for green hydrogen production.

ISTS transmission charges waiver trajectory for different green technologies



Source: MoP, JMK Research

Moreover, C&I consumers are just beginning to recognize the benefits of ISTS power and are becoming aware of the unanticipated connection delays that can affect the commissioning of ISTS green OA projects. Removing the waivers at this stage could hinder the development of a nascent and untapped market that is just starting to take shape. Therefore, extending ISTS 100% waivers for at least three more years until 2028 is crucial for the ongoing development of ISTS green OA projects.

Below table showcases end-use cases which will determine likely ISTS green OA market size in India by 2030.

S. No.	Scenario	Estimated ISTS green OA market capacity addition (by 2030)
1	ISTS green OA capacity meets 25% of the power needs of green hydrogen production in 2030	RE: 25.6 GW, Energy storage systems (ESS): 7.1 GW/28.5 GWh
2	15% of new power demand from now until 2030 as direct electricity end-use in C&I entities comes from ISTS green OA (with no extension of ISTS waivers)	Wind Solar Hybrid (WSH) equivalent at 60% CUF: 10 GW
3	15% of new power demand from now until 2030 as direct electricity end-use in C&I entities comes from ISTS green OA (with extension of ISTS waivers by 3-5 years)	WSH equivalent at 60% CUF: 25 GW

The specified end-use cases indicate that the Inter-State Transmission System (ISTS) could achieve a green open access (OA) capacity of around 40 GW by 2030, provided that transmission bottlenecks are resolved, and no other significant obstacles emerge. This will represent approximately one-third of green OA capacity in India by 2030.

The primary risk factor hindering the growth of the ISTS green OA market is the delay in the readiness of ISTS infrastructure. Existing substations are overstressed, and building new ISTS interconnection capacity takes significantly longer than the development timelines for renewable energy projects. Developers often face long waiting periods of over a year to obtain ISTS connectivity. Furthermore, when ISTS connectivity becomes available, priority is usually given to DISCOM Power Purchase Agreement (PPA) projects, leaving open-access projects in a state of uncertainty.

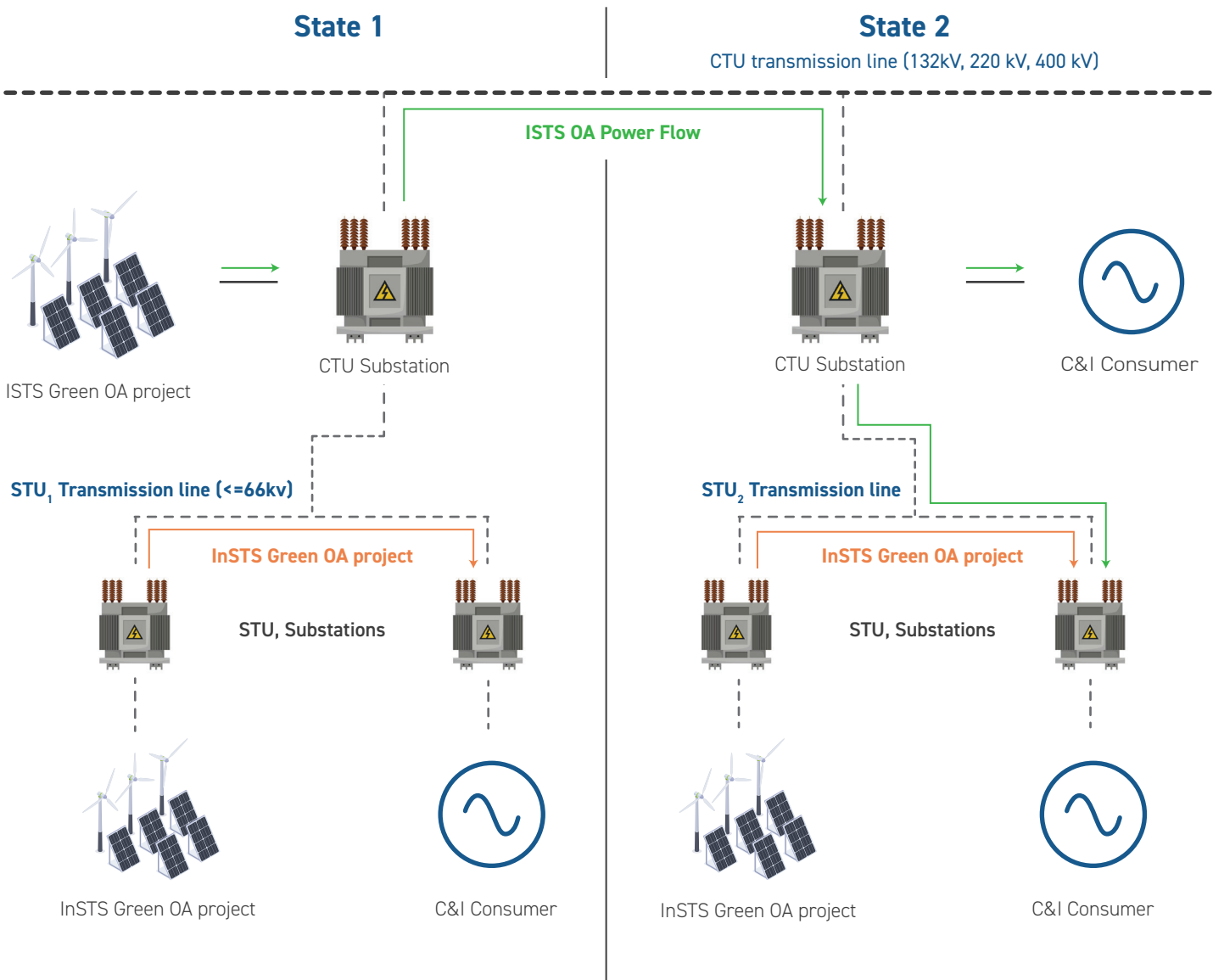
Power transmission through the ISTS, combined with consumption by commercial and industrial (C&I) consumers across different states, reflects the Indian government's "One Nation, One Grid, One Frequency" initiative. The ISTS green OA market is expected to grow organically, primarily benefiting larger C&I consumers. With no upper limit on capacity, the expansion of the ISTS market will be essential for Indian industries to achieve full decarbonization, a goal that will become increasingly important in the coming years.



What Is An ISTS GREEN OA PROJECT?

Green power generation projects can be categorized as either intra-state or inter-state, depending on whether the power generation and consumption occur within the same state or across state borders. In an intra-state transmission system (InSTS) project, both the generator and the consumer are located within the same state. Conversely, an inter-state transmission system (ISTS) green open access (OA) project enables power delivery between different states. This type of project utilizes inter-state transmission infrastructure, which operates at voltages higher than 132 kV, to minimize energy losses associated with long-distance transmission.

Figure 1: Power flow in an InSTS vs ISTS green OA project

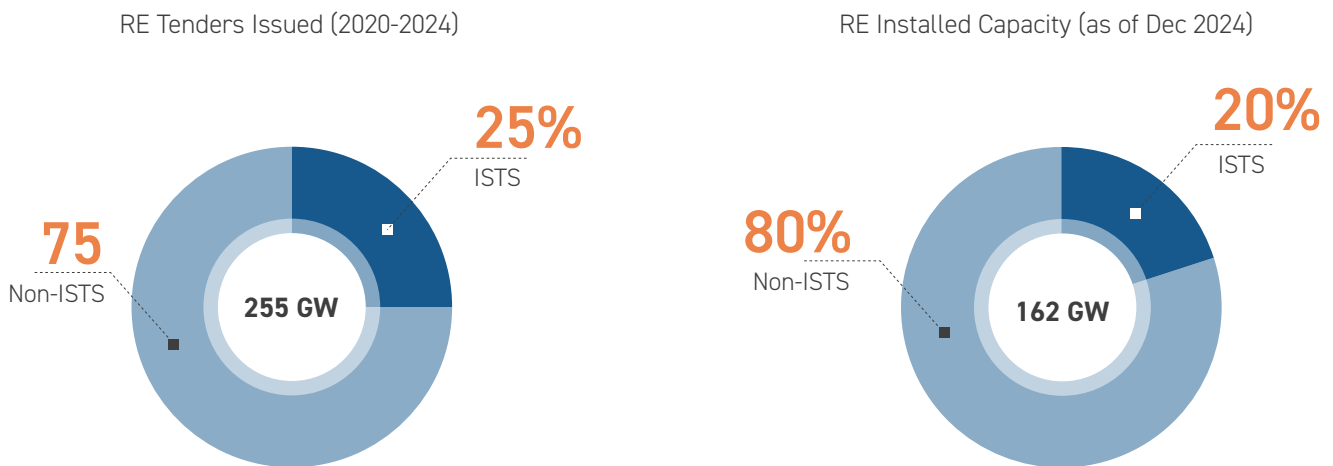


Source: JMK Research

The process of integrating India's regional grids into a unified ISTS began in 1992. Twenty-one years later, in 2013, India achieved "ONE NATION-ONE GRID-ONE FREQUENCY" milestone, resulting in a centralized unified ISTS infrastructure.

Utilities in India have traditionally used power transmission over ISTS to address the gaps between local distribution companies (DISCOMs) power availability and demand. The injecting and withdrawing entities (i.e., state DISCOMs) connected to the high-voltage central transmission utility (CTU) network enabled a seamless and inexpensive power transfer from energy-rich to energy-deficient states. Even in the green energy landscape, many utility-scale DISCOM tenders have been ISTS-based. Since 2020, ISTS-based tenders have accounted for almost one-fourth of the share in the cumulative issuance capacity of all utility-scale RE tenders.

Figure 2: Share of ISTS in the Indian RE market



Source: MNRE, Tendering authorities, JMK Research

With the recent reduction of the eligibility limit for availing ISTS (Inter-State Transmission System) connectivity to just 50 MW per annum under the General Network Access (GNA) framework ¹, commercial and industrial (C&I) consumers are increasingly exploring this new technological solution. "GNA Regulations" sub-section under the "Key Drivers and Benefits" section of this report delves into GNA in detail and compares it with the previous long-term access (LTA) regime. An ISTS green Open Access (OA) project is typically connected directly to the Central Transmission Utility (CTU) network through its substations, while the consumers remain connected to the State Transmission Utility (STU) network.

Table 1: Comparison of ISTS DISCOM power purchase agreement (PPA) project and ISTS green OA projects

Parameter	ISTS DISCOM PPA	ISTS green OA
Description	Developers set up projects and sell the power to an intermediary entity such as SECI, who then executes power sale agreements (PSA) with state DISCOMs across India.	Developers set up projects to sell the power directly to C&I entities across state boundaries, utilizing the inter-state transmission infrastructure.
Project stakeholders	Power injectors: Power developers Intermediary entity: Tendering authorities (SECI, NTPC etc.) Withdrawal entities: State DISCOMs	Power injectors: Power developers Withdrawal entities: C&I consumers
Contract execution	The capacity is tendered by floating request-for-selection (RfS) from the tendering authorities, where winners are selected and awarded based on lowest quoted tariffs.	The developer and end C&I consumers enter into a PPA, after mutually deciding its terms.

¹ CERC. Connectivity and General Network Access to the Inter-State Transmission System Regulations. June 2022

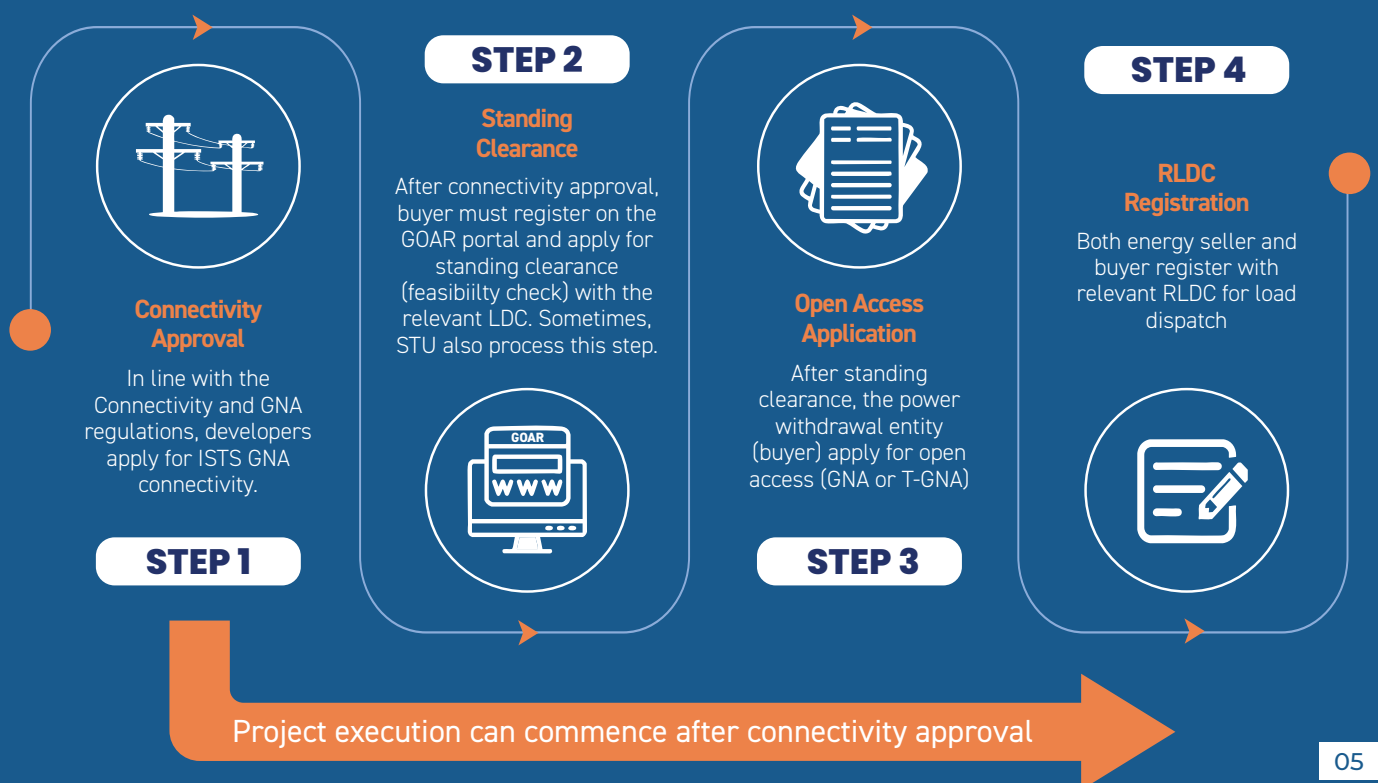
Parameter	ISTS DISCOM PPA	ISTS green OA
Project sizes	Utility GW-scale projects	Smaller vis-à-vis DISCOM PPA (<500 MW)
Power purchase agreement (PPA) details, 2024	Tenure: Usually long-term contracts, 25 years Tariffs: Rs 2.5-3 per unit	Tenure: Varies from short-term (up to 11 months) to long-term contracts (12-25 years) Tariffs: Rs 3-3.5 per unit (solar), Rs 3.5-4 per unit (hybrid)
Status	Tendered (2020-2024): ~ 64 GW Commissioned (2020-2024): ~ 9 GW	Installations: > 1GWp

Source: JMK Research



Nodal agencies for ISTS green OA: The government-mandated nodal agencies are responsible for processing the applications and providing approvals, data management, and sharing with the online portal, as well as accounting and collection of ISTS OA charges. CTU, a subsidiary of the Power Grid Corporation of India Ltd (PGCIL), is the nodal agency for long-term and medium-term ISTS contracts. However, for short-term transactions, the region's regional load dispatch center (RLDC), which contains the point of draw, is the nodal agency.

Figure 3: Regulatory procedure for setting up ISTS green OA projects



Source: JMK Research

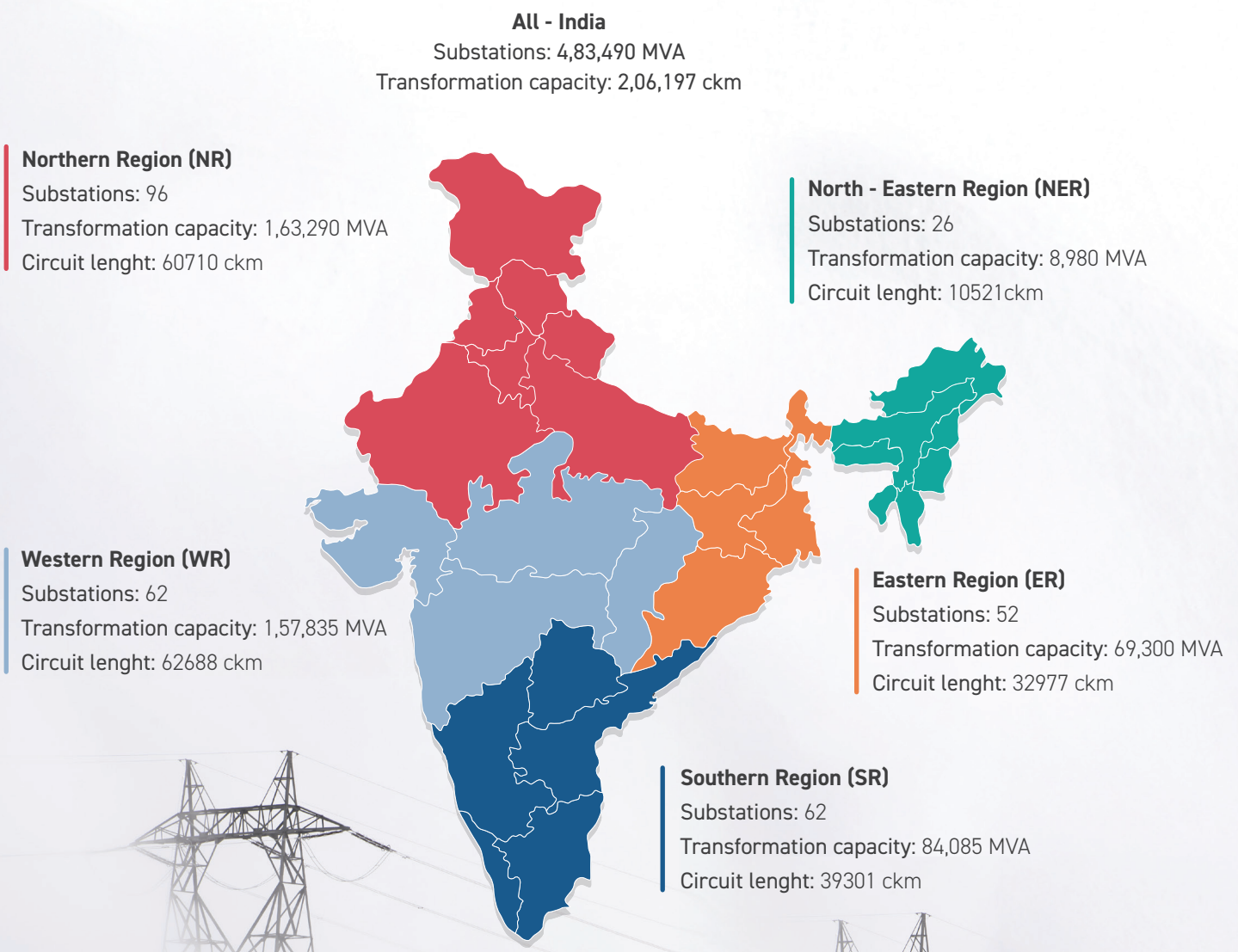
Applications for connectivity and GNA/long-term ISTS contracts are submitted and processed through the National Single Window System Portal (NSWS), while short-term ISTS transactions are handled on the National Open Access Registry (NOAR) portal, which is operated and managed by the National Load Dispatch Center (NLDC).

ISTS TRANSMISSION INFRASTRUCTURE IN INDIA

A robust ISTS transmission infrastructure is essential for fostering market growth. As of December 2024, India has a cumulative transformation capacity of 1,297,405 MVA and 491,504 circuit kilometers (ckm) of transmission length. Approximately 37% of the transformation capacity and 42% of the transmission length are connected to the Central Transmission Utility (CTU) network (i.e., ISTS-based). Additionally, the inter-regional interconnection capacity is around 118.7 GW.²

The CTU grid is divided into five regions: Northern, Western, Southern, Eastern, and North-Eastern. The Northern region, which includes renewable energy (RE)-rich states like Rajasthan and Uttar Pradesh, as well as demand-heavy states such as Haryana and Punjab, has the largest share of the CTU network among all regions.

Figure 4: ISTS transmission infrastructure in India (as of December 2024)



Source: Central Transmission Utility of India, JMK Research

²CTUIL. ISTS Rolling Plan. September 2024

Despite the increase in capacity over the past ten years, the transmission system is heavily overstressed, leaving little margin to accommodate any new power injection capacity. In anticipation of the significant amount of ISTS renewable energy capacity expected to come online by 2030—through both utility and open access mechanisms—the government is intensifying efforts to enhance its Central Transmission Utility (CTU) network. Based on the data furnished by the CTUIL, ISTS transmission infrastructure capacity of 6,48,080 MVA transformation capacity and 55,430 ckm circuit length is under various stages of development, i.e., approval, bidding, and construction.³

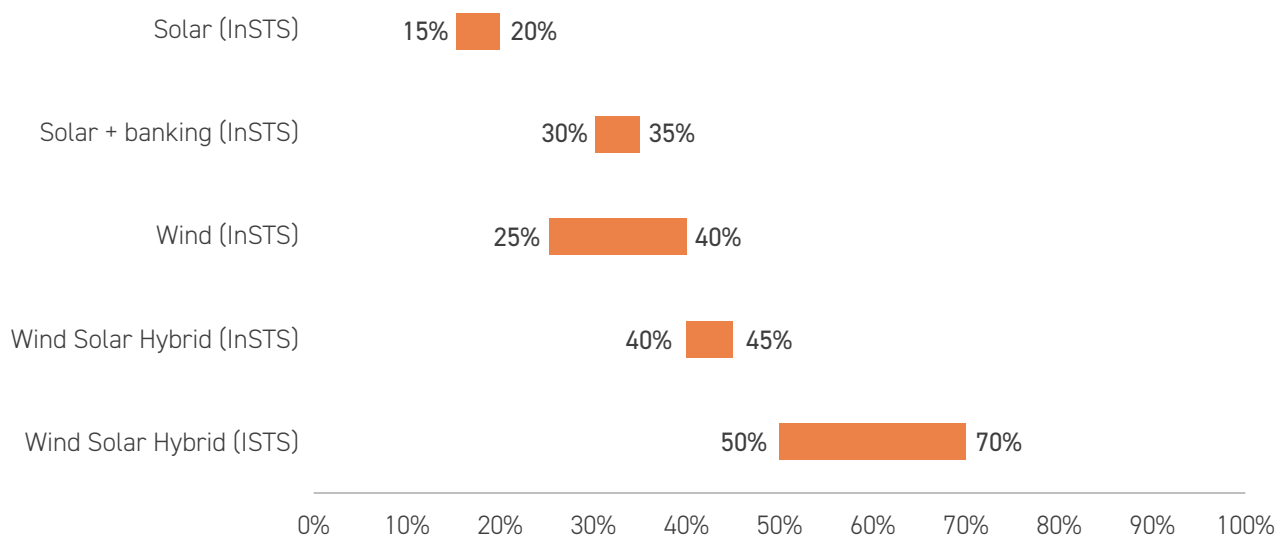
KEY DRIVERS AND BENEFITS

HIGHER PROJECT CAPACITY UTILIZATION (CUF) FACTOR

In comparison to InSTS, the CUF for ISTS-based RE projects is at least 5-10% higher. This differential can be increased to as much as 30% due to various favorable factors that enable generators to improve system utilization:

- Connectivity to ISTS substations on the CTU network enables developers to split the project capacity into multiple locations, addressing RE's seasonal and weather variability challenge. This results in a smoother power output profile and a higher CUF.
- Projects connected to the CTU network have direct access to power markets on exchanges, eliminating the need for approvals from state governments. Although there are no banking provisions for ISTS-based projects, selling any excess power on the exchanges serves as an essential safety measure and provides flexibility for optimal planning and project utilization. For instance, the automobile industry in India often experiences a seasonal shutdown lasting 1-2 months towards the end of the year. By connecting to the ISTS network, automobile manufacturers can sell their excess power during this period without facing restrictions from local state authorities.

Figure 6: CUF ranges based on RE project configurations



Source: JMK Research

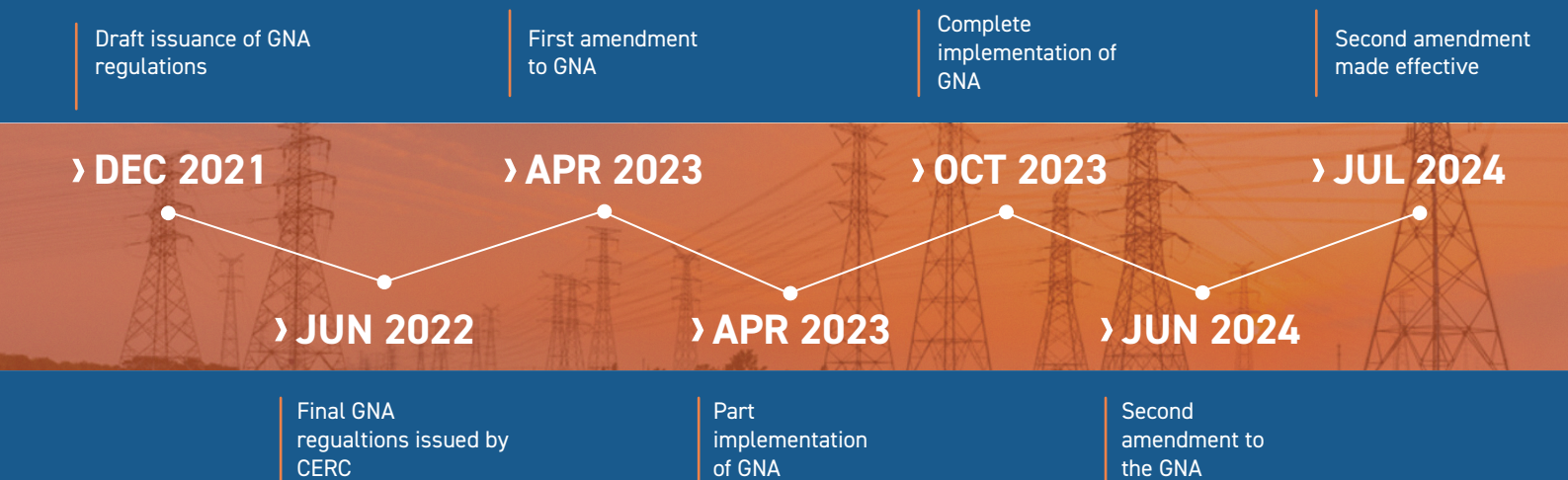
Note: "Solar+Banking" refers to the green OA projects in states where at least 30% of the energy consumed is allowed to be banked on a monthly basis

³CTUIL. ISTS Rolling Plan. September 2024

GENERAL NETWORK ACCESS (GNA) REGULATIONS

GNA, first issued as a draft regulation in December 2021 by the Central Electricity Regulatory Commission (CERC), aims to overhaul ISTS transmission planning in India and enable non-discriminatory, hassle-free access to the ISTS network for all its users. The GNA was fully implemented across India in October 2023.

Figure 7: Timeline of GNA regulations implementation in India



Source: CERC, JMK Research

The eligibility limit for connectivity under the GNA regulations is set at 50 MW, whether individually or as an aggregated installed capacity. This development opens the ISTS market to a wider range of commercial and industrial (C&I) consumers.⁴ At the same time, the regulations does not specify any upper limit for GNA capacity.



Additionally, the application process for GNA has been simplified, requiring only two key parameters to access the network: the connectivity quantum (in MW) and the duration of the connection.

Unlike the previous Long-Term Access (LTA) regime for ISTS connectivity, there is no requirement to specify target beneficiaries under GNA. This allows generators greater flexibility in power sales. Under the LTA regime, CTUIL only considered long-term transactions for system strengthening. With equal emphasis on both short-term/medium-term and long-term transactions related to transmission augmentation, GNA will help facilitate more robust transmission infrastructure planning in India.

⁴CERC. Connectivity and General Network Access to the Inter-State Transmission System Regulations. June 2022

Table 2: Salient features of GNA (after incorporating amendments)

Parameter	Description												
Minimum eligible capacity for connectivity	A minimum project installed capacity (individually or aggregated) of 50 MW for RE generators and energy storage systems (ESS). This limit is 25 MW for projects in northeast India and Sikkim.												
Project types	<ul style="list-style-type: none"> RE generating stations (with or without storage), including captive plants. Standalone Energy Storage Systems (ESS). Renewable power park developer. 												
Eligible entities	<ul style="list-style-type: none"> STUs on behalf of state DISCOMs. Bulk consumers with a load of 50 MW and above. Trading licensees and transmission licensees connected to the ISTS network. 												
Classification of GNA	<ul style="list-style-type: none"> T-GNA: For short-term access to the ISTS network ranging from one time block to 11 months. Includes the sub-classification of T-GNA_{RE} (Temporary - GNA (Renewable Energy)). GNA: For long-term access to the ISTS network (more than 11 months). Includes the sub-classification of GNARE. 												
Application processing (for entities apart from STU)	<p>After scrutiny, the nodal agency shall intimate any minor deficiencies in the application within 10 days of receiving the application. Subsequently, the applicant must resolve these deficiencies within 7 days. If the GNA application is complete and correct, the nodal agency must grant the GNA:</p> <ul style="list-style-type: none"> On existing transmission system: Within 60 days from the end of the month of receiving the complete application. If transmission system augmentation is required: Within 90 days from the end of the month of receiving the complete application. 												
Connectivity charges (does not include transmission charges)	<ul style="list-style-type: none"> Application fee: Rs. 5 lakh per application. Connectivity - Bank Guarantees (Conn- BG) : <table border="1"> <thead> <tr> <th>Name</th> <th>Objective</th> <th>Amount</th> </tr> </thead> <tbody> <tr> <td>Conn-BG1</td> <td>To ensure the seriousness of the application.</td> <td>Rs 50 lakh per application</td> </tr> <tr> <td>Conn-BG2</td> <td>Covers terminal bay costs.</td> <td>Rs. 20 lakh per bay to Rs. 1.2 crore per bay (based on interconnection voltage level)</td> </tr> <tr> <td>Conn-BG3</td> <td>To ensure the applicant achieves the project milestones.</td> <td>Rs 2 lakh/MW</td> </tr> </tbody> </table> <ul style="list-style-type: none"> One-time GNA charges: Rs 1 lakh per MW of the GNA quantum 	Name	Objective	Amount	Conn-BG1	To ensure the seriousness of the application.	Rs 50 lakh per application	Conn-BG2	Covers terminal bay costs.	Rs. 20 lakh per bay to Rs. 1.2 crore per bay (based on interconnection voltage level)	Conn-BG3	To ensure the applicant achieves the project milestones.	Rs 2 lakh/MW
Name	Objective	Amount											
Conn-BG1	To ensure the seriousness of the application.	Rs 50 lakh per application											
Conn-BG2	Covers terminal bay costs.	Rs. 20 lakh per bay to Rs. 1.2 crore per bay (based on interconnection voltage level)											
Conn-BG3	To ensure the applicant achieves the project milestones.	Rs 2 lakh/MW											
Land documentation	Registered Title Deed as proof of Ownership, lease rights, or land use rights for 50% of the land required for the capacity for which connectivity is sought.												
Curtailment protocol	During transmission constraints, priority is given to long-term GNA, and curtailment applies first to T-GNA transactions.												



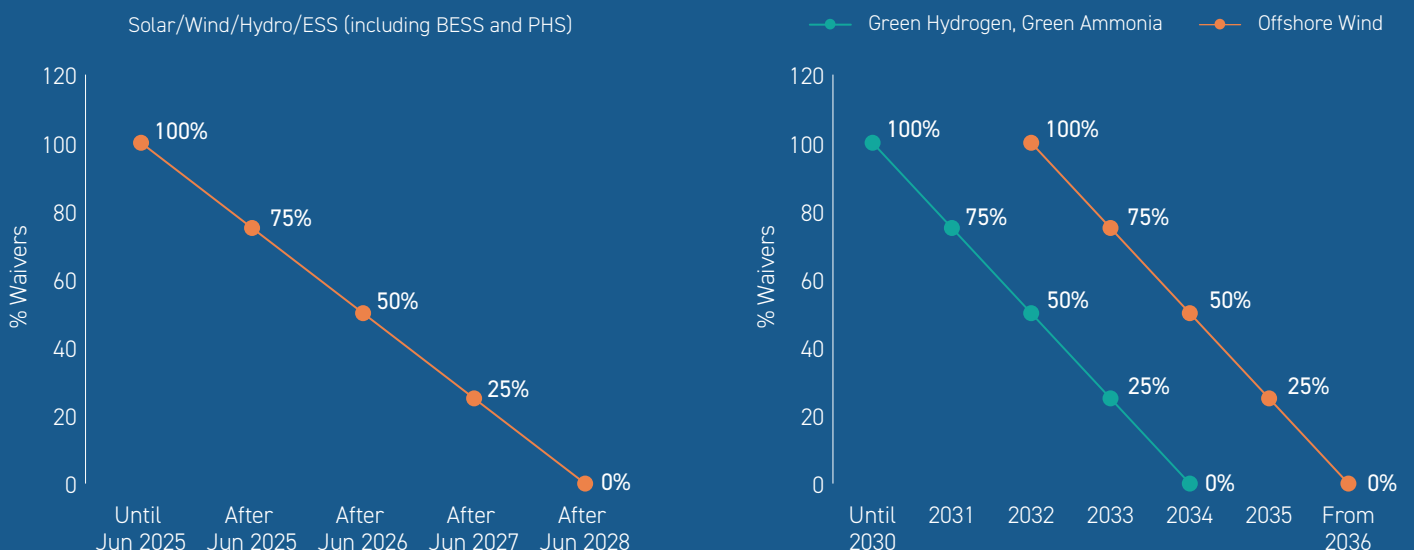
ISTS TRANSMISSION CHARGES WAIVERS

The Ministry of Power introduced a waiver for ISTS (Inter-state Transmission System) transmission charges for solar and wind power in 2016 under the "National Tariff Policy." Initially, this waiver was applicable to solar and wind projects supplying power to DISCOM entities and that were commissioned by March 2019, respectively. However, the Ministry of Power has since extended this waiver several times, and it now includes projects supplying power to Commercial and Industrial (C&I) entities, incorporating green open access as well.

Currently, the Ministry of Power has waived ISTS transmission charges for certain renewable energy technologies, including solar, wind, hydro, and energy storage systems (ESS), for projects commissioned up to June 2025.⁵ After this date, the waivers will decrease annually in increments of 25%. As a result, projects commissioned after June 2028 will not be eligible for any ISTS transmission charge waivers. The waivers are valid for 25 years from the date of commissioning, but for battery energy storage systems (BESS), the applicability period is limited to only 12 years.

Emerging green technologies, such as green hydrogen (along with green ammonia) and offshore wind, will follow the same declining ISTS transmission waiver schedule as solar and wind, but with different starting dates: January 2031 for green hydrogen and January 2033 for offshore wind.

Figure 8: ISTS transmission charges waiver trajectory



Source: MoP, JMK Research

Note: At least 51% of ESS's charging energy must come from RE sources.

According to market stakeholders, resultant ISTS transmission charges can range from Rs 1 per unit to Rs 2 per unit.

Potential savings on this enhance the attractiveness of this segment and are an added motivation for the project executing entities to expedite the project development in the ISTS market.

⁵ MoP. Waiver of inter-state transmission charges. November 2021

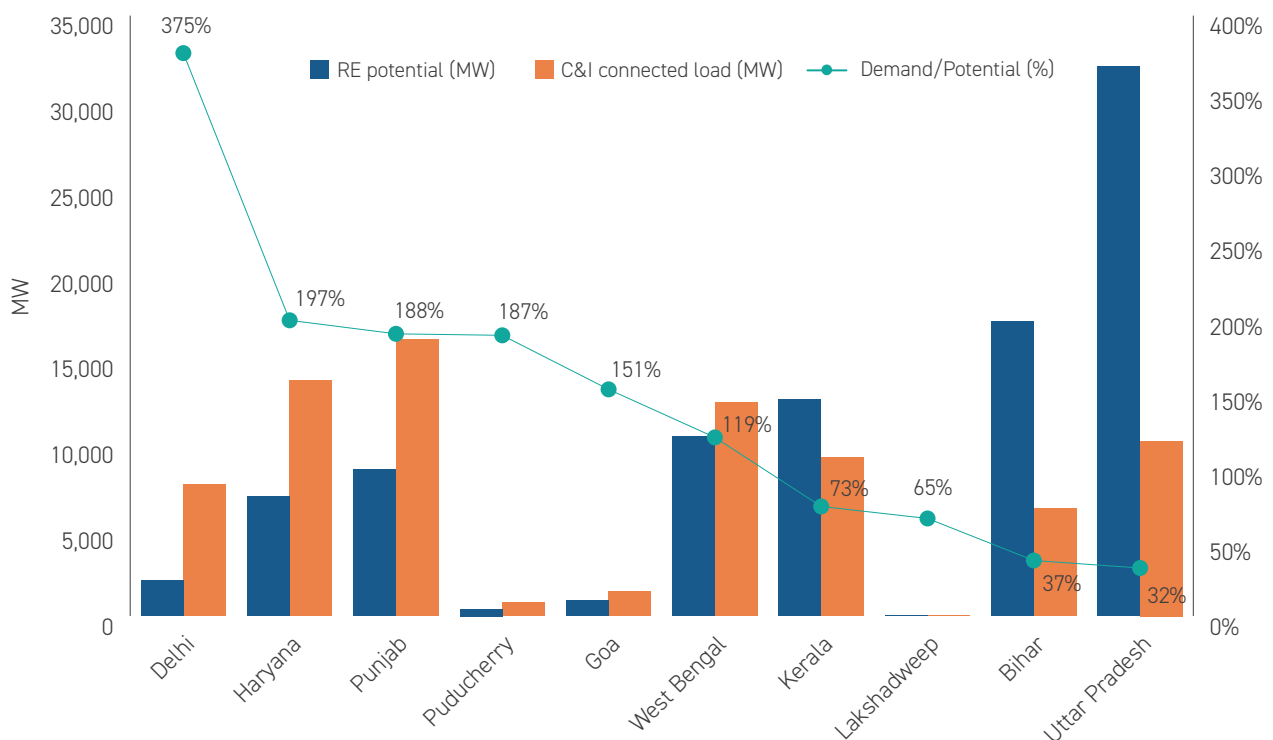
MANAGES DEMAND - SUPPLY IMBALANCE OF RE POWER

In some states, there is a significant mismatch between the demand for commercial and industrial (C&I) power and the potential for renewable energy (RE) development. This discrepancy is primarily due to factors such as unsuitable topography and lower solar irradiation. Additionally, some states that do have high potential for renewable energy may lack sufficient intra-state demand for C&I power.

Even in the absence of demand and potential supply mismatches, local policy obstacles can hinder the adoption of renewable energy (RE) by consumers in a state. In such cases, **the Interstate Transmission System (ISTS) provides a practical solution for C&I consumers and developers to bridge the gaps between demand and supply, circumventing local RE development challenges.**



Figure 9: States and union territories with the highest imbalance between the power demand and RE potential



Source: MoP, JMK Research

By connecting to the ISTS network, a C&I consumer with manufacturing locations spread across multiple states can sign a single Power Purchase Agreement (PPA) with a developer to meet its green power needs.

LANDED COST ANALYSIS

The landed cost for an Open Access (OA) power project represents the total per-unit power cost from the perspective of the end consumer. This cost is determined by adding the Power Purchase Agreement (PPA) base tariff to all other OA charges. As such, it is a vital factor that influences the adoption of renewable energy (RE) technology by end consumers.

Table 3: OA charges for power procurement under InSTS and ISTS

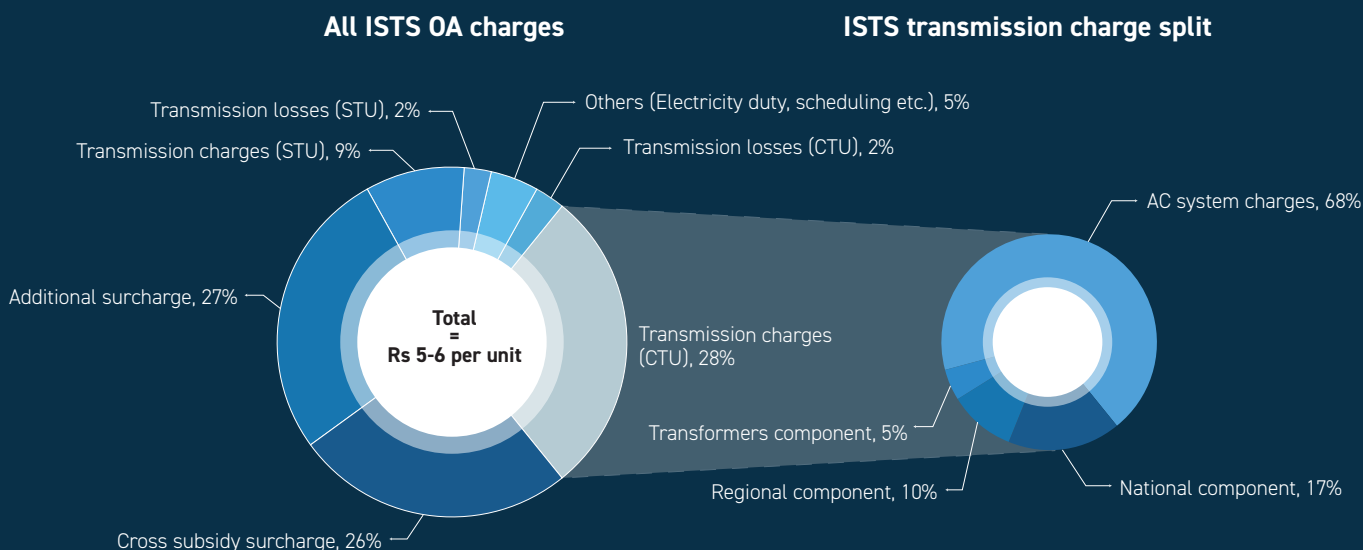
InSTS	ISTS
<ul style="list-style-type: none"> • Cross subsidy surcharge (CSS) • Additional surcharge (AS) • Intra-state transmission charges • Wheeling charges • Charges due to transmission and wheeling losses • Electricity duty • Scheduling charges • Banking charges 	<ul style="list-style-type: none"> • Cross subsidy surcharge (CSS) • Additional surcharge (AS) • Intra-state transmission charges • Charges due to transmission losses • Electricity duty • Scheduling charges • Inter-state or central transmission utility (CTU) transmission charges • Charges due to inter-state or CTU losses

InSTS components

Source: NLDC, JMK Research

For Inter-State Transmission Systems (ISTS), the overall green OA charges comprise both InSTS and ISTS components. **Typically, large C&I consumers receiving ISTS power are connected at transmission voltages of 66 kV and above, which means wheeling charges are not applicable.**⁶ Additionally, there are no banking charges due to the absence of banking options for ISTS. Without any waivers or exemptions, the total OA charges for ISTS green OA can amount to Rs 5-6 per unit, with the ISTS transmission charge being the most significant contributor.

Figure 10: OA charges split for ISTS



Source: NLDC, JMK Research

Note: The breakup given above does not include the waivers for RE projects and exemptions granted to captive/group-captive

⁶Wheeling charges is the fees generally paid by the consumers to transport electricity across the power distribution infrastructure

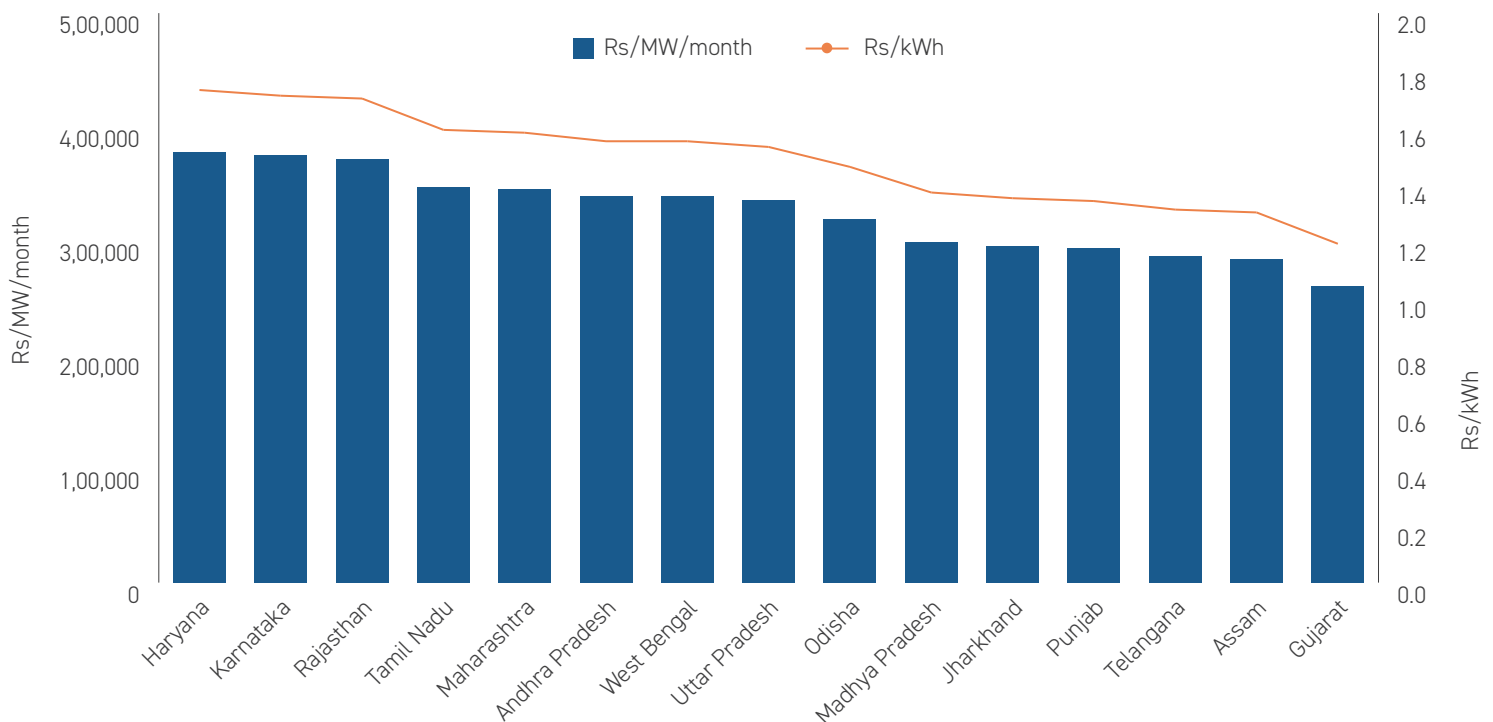
ISTS/CTU TRANSMISSION CHARGES

ISTS/CTU transmission charge, the most significant contributor to the ISTS green OA charges, is determined by four key components:

- **National Component:** Accounts for developing transmission systems for renewable energy evacuation and high voltage direct current (HVDC) at the national level.
- **Regional Component:** This component accounts for the development costs of regional HVDC systems and other transmission components in that specific region, such as static compensators, bus reactors, etc.
- **Transformer component:** Accounts for development costs of interconnecting transformers, which are critical to enable ISTS power delivery across states.
- **AC system charges:** Having a share of almost 70%, this is the most significant component within the ISTS transmission charge. "AC system charges" account for transmission charges about the usage of circuit length at each voltage level. The remaining ISTS transmission charge (after subtracting the rest of the components specified above) is also clubbed under this header.

The national load dispatch center evaluates and publicly notifies four key components every month for each state and other designated ISTS consumers (DIC). All DICs share the overall monthly transmission charges in each state based on their respective quantum of Guaranteed Network Access (GNA). As a result, the Central Transmission Utility (CTU) transmission charge is the same for all commercial and industrial (C&I) consumers seeking to use ISTS power in a specific state, calculated on a per MW basis. **This transmission charge remains consistent regardless of the power generator's injection region or state, as long as they are directly connected to the CTU network.**

Figure 11: ISTS transmission charges across states (December 2024)



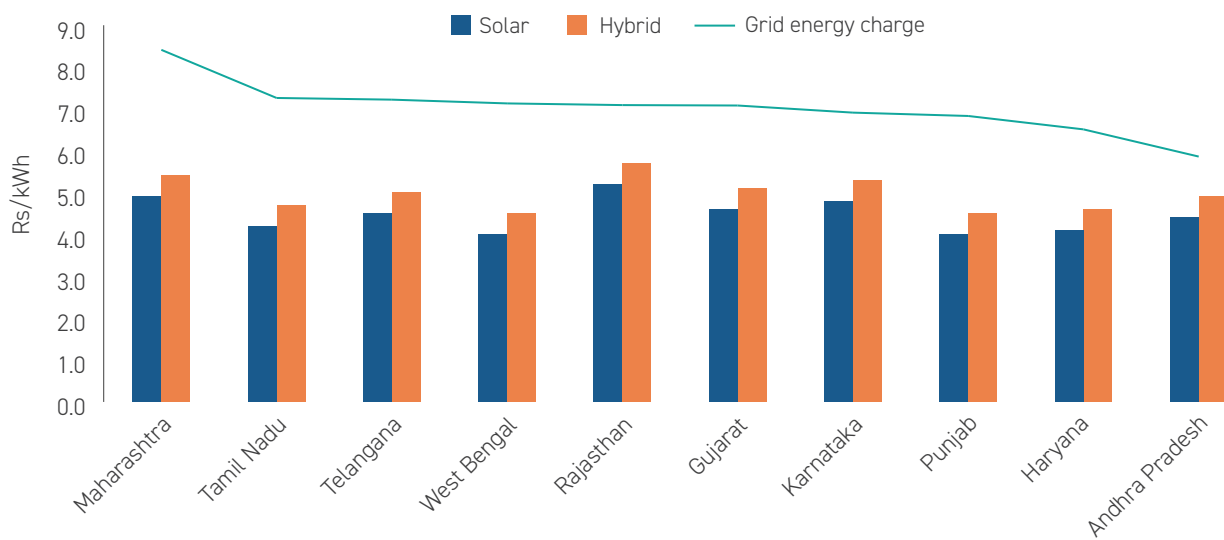
Source: NLDC, JMK Research
 Note: CUF of ISTS power supply = 30%

ISTS LANDED COST ACROSS STATES

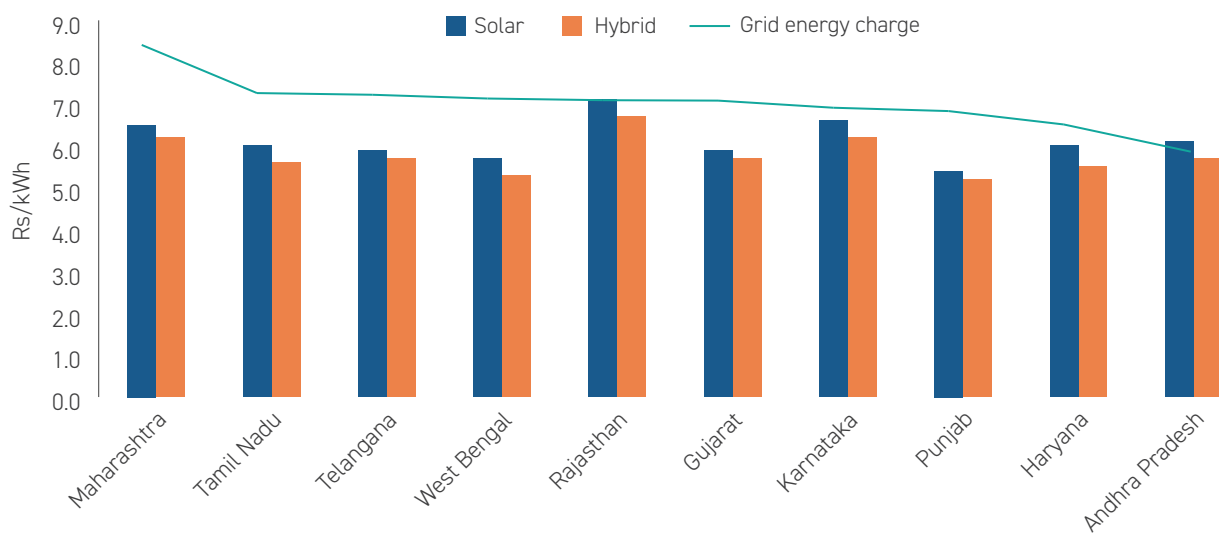
The government provides a complete exemption to the cross subsidy surcharge (CSS) and additional surcharge (AS) under captive open access mechanism wherein the end C&I consumer wholly or partially owns the RE power project. Due to this benefit, captive (along with group-captive) is currently the most prominent framework for implementing green OA projects in India. **Under this mechanism, after incorporating the exemptions and ISTS transmission waivers, the net OA charges across India's leading ten C&I states broadly vary from Rs 2-3.5 per unit.**

Figure 12: ISTS landed cost for solar OA consumers across the top 10 C&I states (captive long-term), with and without ISTS transmission charge waivers (2024)

With 100% waiver



Without waiver



Source: Ministry of Power, JMK Research

Assumptions:

1. An industrial consumer connected at the 66kV STU transmission level is considered for the analysis
2. Base tariff: solar = Rs 3.5 per unit, hybrid = Rs 4 per unit
3. CUF of power supply: solar= 30%, hybrid = 60%.








Observing the adjacent “landed cost across states” figure, after implementing the 100% transmission waiver, effective until June 2025, the landed cost for obtaining ISTS power through the captive/group-captive mechanism in India's top 10 C&I states are lower than the respective grid energy charges. However, **in several states, including Rajasthan, Karnataka, Haryana, and Andhra Pradesh, the decision to pursue ISTS green open access (OA) becomes more complex without the waivers.**

This analysis focuses on a 66 kV interconnection voltage. At lower interconnection voltages, C&I consumers must pay distribution wheeling charges along with higher transmission charges, thereby rendering ISTS green OA unviable without the waivers in almost all Indian states.

PREVALENT ISTS BUSINESS MODELS IN INDIA

Currently, only a few Indian ISTS green OA projects are in operation. However, there are several projects currently under the planning or construction phase. Broadly, the ISTS green OA projects in India are under the three business model frameworks of long-term, combination of long-term and T-GNA (short-term), or through an intermediary ISTS power trading entity.

Table 4: Techno commercial comparison of current ISTS green OA business model frameworks

Parameter	Long-term	Long term + T-GNA based	Via an ISTS power trading entity
Description	This is a long-term power procurement contract between the generator and the end consumer.	The project capacity is divided between long-term and short-term contracts between the generators and the end consumers.	The energy generated is sold on power exchange as brown power through an intermediary ISTS power trading entity. The green credits are transferred to the C&I consumer.
Power flow	Generator -> Consumer	Generator -> Various consumers with long-term and short-term contracts	Generator -> ISTS power trading entity -> power exchanges
GNA framework	GNA (Long term open access)	GNA, T-GNA (Short term open access)	GNA/T-GNA
Transmission charges	Nil (after waivers)	Nil (after waivers)	Rs 0.47/ unit
PPA details for business model frameworks (2024)	<ul style="list-style-type: none"> • Tenure: 12-25 years • Tariff: Solar = Rs 3-3.5 per unit, • Hybrid = Rs 3.5-4 per unit 	<ul style="list-style-type: none"> • Tenure: 12-25 years (long-term), up to 11 months (for short-term) • Tariff: Solar = Rs 3-3.5 per unit, • Hybrid = Rs 3.5-4 per unit 	<ul style="list-style-type: none"> • Tenure: Not fixed • Tariff: Exchange - Rs 2.5-3 per unit, • C&I entity ~ Rs 0.5 per unit
Capex (solar)	Rs 3.5 – 4 crores /MWac	Rs 3.5 – 4 crores/MWac	Rs 3.5 – 4 crores/MWac
Developers with projects (off taker, if disclosed)	 	   + other C&I consumers	 

Source: Ministry of Power, JMK Research
 Note: All values are for solar

Under the “intermediary ISTS trading entity” model, a power developer sells their green energy to an intermediary ISTS trading entity. This entity then sells the energy as brown power on the exchanges. The power developer transfers the green credits, typically through renewable energy certificates (RECs), to the commercial and industrial (C&I) end consumer without actually delivering the power. This mechanism mirrors the virtual power procurement agreement (VPPA) model without the contracts-for-difference (CfD) contract settlement. This framework allows developers and consumers to separate benefits and risks.




Additionally, it enables developers to easily access the power markets through CTU-connected projects without needing to interact with local state authorities. However, since the power is classified as brown rather than green, there are no waivers on the ISTS transmission charges.

OPERATIONAL ISTS GREEN OA PROJECTS IN INDIA

“PROJECT JAI” BY AMPLUS SOLAR

“Project Jai” derives its name from the Jaimalsar village in Rajasthan where the plant is located. It is a bifacial solar, single axis tracker based ISTS green OA project. It has numerous clients spread across Indian states such as Gujarat, Tamil Nadu etc.


Table 5: Project Jai by Amplus Solar

Parameter	Details
Name	Project JAI
Developer	Amplus Solar
Location	Jaimalsar village, Bikaner, Rajasthan, India
Size	300 MWac/363.6 MWp
Interconnection	5 GW @ 220kV, Bikaner-II ISTS power station
Land area	1700 acres
Status	Commissioned in February 2024
Construction time (after land acquisition)	~ 1 years
Project type	ISTS green OA
Project technology	Bifacial solar modules + Single axis trackers
Module make	Jinko Solar, Longi Solar
Module Size	540Wp, 545 Wp
Module Cost	~Rs 18/Wp
Project Cost	~Rs 4 Cr/MWp
Albedo Factor	0.25
Tracker Details	Supplier: GameChange, Arctech Tilt Angle: +/- 52° East to West
Business model	Open access
Consumers	   CUMI CARBORUNDUM UNIVERSAL LIMITED + 27 other C&I consumers across India
Power withdrawal location	Seven states - Gujarat, Tamil Nadu, West Bengal etc.
Annual Generation	~756 million units
CUF (DC)	23.8%
Operation & Maintenance (O&M) technology	Robotic dry cleaning (saving of 50 million litres of water per annum)
Carbon abatement	7,27,500 tonnes of CO2 per annum

PART OF “PROJECT TRINITY” BY ORIANO SOLAR

Oriano Solar commissioned the first portion of the largest ISTS green OA project until now: “Project Trinity” in January 2025. Akin to its name, “Project Trinity” consists of three components of solar, wind and pumped hydro storage (PHS) to ensure round the clock (RTC) power supply to its end consumer i.e. Arcelor Mittal/Nippon Steel (AM/NS). In addition, Oriano Solar is executing another 184 MWp ISTS green OA for Blueleaf energy under the “intermediary ISTS trading entity” business model explained in the “Landed cost analysis chapter” of this report.

Table 6: Details of ISTS solar project commissioned by Oriano


Parameter	Details
Name	Part of “Project Trinity”
Owner	Arcelor Mittal/Nippon Steel (AM/NS)
Project developer	Greenko
EPC entity	Oriano Solar
Location	Kurnool, Andhra Pradesh
Size	211.2 MWac / 295 MWp
Interconnection voltage	400 kV
Status	Commissioned in January 2025
Business model	Captive
Consumer	Hazira plant of AM/NS in Gujarat, India 
Description	Part of AM/NS “Project Trinity” which consists of solar, wind and pump hydro storage (PHS) components, which will be commissioned later

Source: JMK Research, Company public reports

AMPIN ENERGY ISTS SOLAR PROJECT

Ampln energy commissioned the first ISTS green OA project in India in December 2023. The project is a part of a larger solar park of capacity 415 MW being developed by Ampln in Bhadla, Rajasthan.

Table 7: Project details of Ampln energy ISTS green OA project

Parameter	Details
Developer	Ampln Energy
Location	Bhadla, Rajasthan
Size	100 MWac/135 MWp
Interconnection voltage	220 kV
Land area	580 acres
Status	Commissioned in December 2023
Construction time	14 months
Project type	ISTS green OA
Project technology	Bifacial solar modules + Single axis trackers
Module make	Jinko Solar and Longi solar
Tracker supplier	GameChange Solar
Project cost	Capital expenditure: ~ 4.8 crore/MWp Operational expenditure: ~ 1.8 lakhs/MWp/year
Consumer	 (Amazon Web Services)
Power withdrawal location	Maharashtra, Telangana
Operation & Maintenance (O&M) technology	Robotic dry cleaning
Carbon abatement	5.98 million tonnes of CO2 over project lifetime

Source: JMK Research, Company public reports

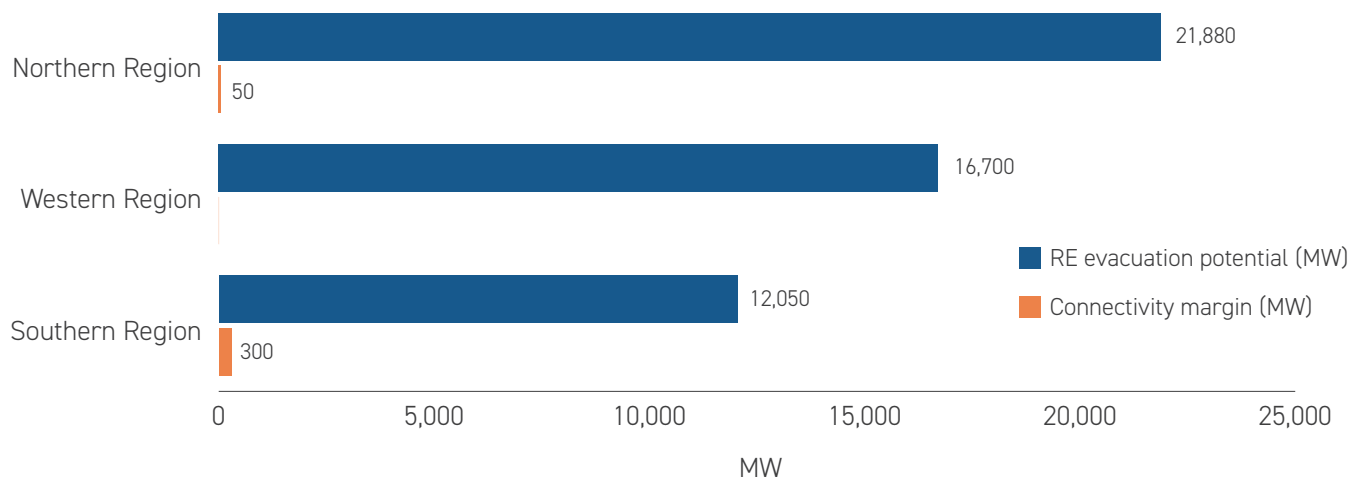
RISKS AND CHALLENGES



INSUFFICIENT ISTS TRANSMISSION INFRASTRUCTURE

Developers point to the slow growth of transmission infrastructure as the main obstacle hindering the development of the ISTS market. As shown in the figure below, the available connectivity margin⁷ at ISTS stations is extremely limited compared to the region's potential for renewable energy (RE) evacuation. Despite this shortfall, the addition to ISTS transmission capacity has been disappointing so far. Between FY2020 and FY2024, the annual increases in ISTS substation capacity⁸ and transmission line⁹ additions decreased by 22% and 7%, respectively.

Figure 13: Availability of connectivity margin at ISTS substations (as of October 2024)



Source: CEA, JMK Research



The existing substations are overstressed, and the construction of new ISTS interconnection capacity takes significantly longer than the gestation period of renewable energy (RE) projects. Developers face long waiting periods to obtain ISTS connectivity. Moreover, when ISTS connectivity does become available, priority is given to DISCOM Power Purchase Agreement (PPA) projects, leaving open-access projects in a state of uncertainty. According to project developers, the current waiting period for receiving ISTS connectivity for green OA in RE-rich states is about 10-12 months.

⁷ "Connectivity margin" refers to the available capacity within the transmission grid that can be allocated to new power generation projects seeking to connect

⁸ CEA. Growth summary of transformation capacity (220 kV & above). October 2024

⁹ CEA. Growth summary of transmission lines (220 kV & above). October 2024

APPROACHING ISTS TRANSMISSION CHARGES WAIVER DEADLINE

As highlighted in the “Key Drivers and Benefits” section, the ISTS transmission waiver is a crucial factor for developers entering this market. These waivers will begin to phase out for solar and wind energy in just six months, following June 2025, and so far, only a limited number of ISTS green Open Access projects have been commissioned.

C&I consumers are only beginning to understand the advantages of ISTS power and are developing an awareness of the unplanned delays—primarily related to connectivity—that can affect the commissioning of ISTS green Open Access projects. Removing the waivers at this time could stifle a nascent and untapped market precisely as it begins to develop.

As indicated in the draft amendments to the “Sharing of ISTS Charges and Losses” regulations, the Central Electricity Regulatory Commission (CERC) is considering providing leeway to developers regarding commissioning timelines when delays are caused by connectivity issues.¹⁰ Furthermore, the government should contemplate extending the 100% waivers until 2028, particularly for ISTS green Open Access projects.



THE APPLICATION PROCESS IS COMPLICATED

The application process for GNA and ISTS connectivity requires the entities injecting power to an inter-state transmission system to obtain a no-objection certificate (NOC) from the concerned state authorities i.e. state transmission utility (STU). The central government has left processing NOC requests and furnishing approvals entirely to the state's discretion. The lack of standardized procedures and frameworks across states to avail this NOC leads to unplanned delays in ISTS connectivity, thereby leading to project delays.

The “Procedure of grant of green energy open access” guidelines specify multiple nodal agencies for availing ISTS connectivity. This includes CTU for processing all GNA and connectivity applications, RLDC for T-GNA and granting registration/approval of bilateral transactions, and STU for data collection to be shared with CTU when an intra-state entity requests ISTS connectivity. The involvement of multiple nodal agencies in the application process and the lack of standard national NOC guidelines add needless complexity and inhibit broader market participation.

¹⁰ CERC. Draft “Sharing of Inter-State Transmission Charges and Losses” (Fourth Amendment). October 2024

¹¹ Grid controller of India. Procedure for Grant of Green Energy Open Access. July 2024

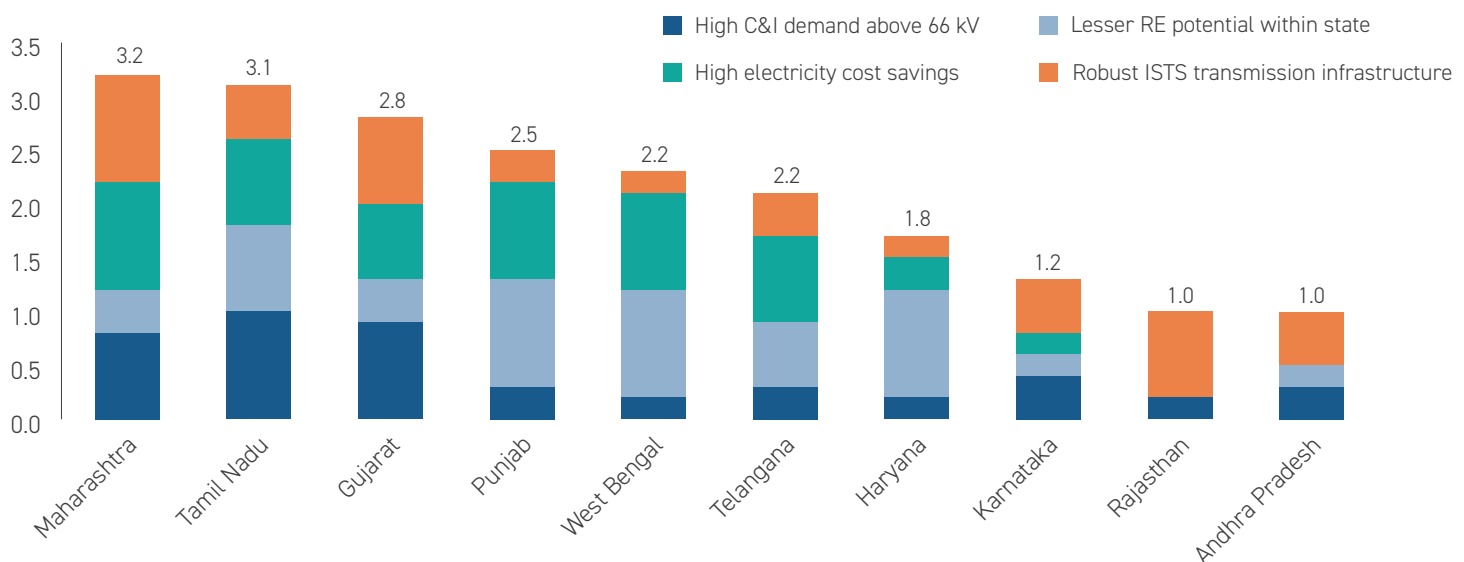
STATE ATTRACTIVENESS FOR AVAILING ISTS GREEN OA

Four contributing parameters determine the viability of ISTS green OA market development in a state:

- **C&I demand within a state connected above 66 kV:** Most C&I consumers connected to the grid at a voltage of 66 kV and above pay substantially lesser transmission and wheeling charges vis-à-vis smaller scale consumers. Thereby, even without waivers, these large-scale C&I consumers will continue to find ISTS green OA feasible, especially those availing power through captive/group-captive mechanisms exempted to pay CSS and AS.
- **Potential of RE development within the state:** Lesser RE development potential within the state translates to a higher attractiveness of ISTS green OA.
- **Electricity cost savings:** C&I consumers in states with higher grid tariffs vis-à-vis landed cost can substantially save electricity costs upon transitioning to RE sources.
- **State ISTS transmission infrastructure:** Robust CTU transmission infrastructure enables easier ISTS network accessibility for state C&I consumers.



Figure 14: State-wise attractiveness index for ISTS green OA in top 10 C&I states in India (total rating out of 4)



Source: JMK Research

Note: Each of the four parameters are assigned equal weightage and maximum rating of 1

JMK research analysed India's ten largest C&I states each of the four parameters are assigned equal weightage. The net rating (out of 4) is allotted to each state representing the ISTS green OA market development outlook. **With an overall rating of 3.2, Maharashtra has the best outlook for ISTS green OA.** Its ISTS green OA market attractiveness primarily stems from higher C&I electricity cost savings potential and substantial cumulative C&I load connected at a voltage level of 66 kV and above. Other states in the top 5 are Tamil Nadu, Gujarat, Punjab, and West Bengal.

WAY FORWARD

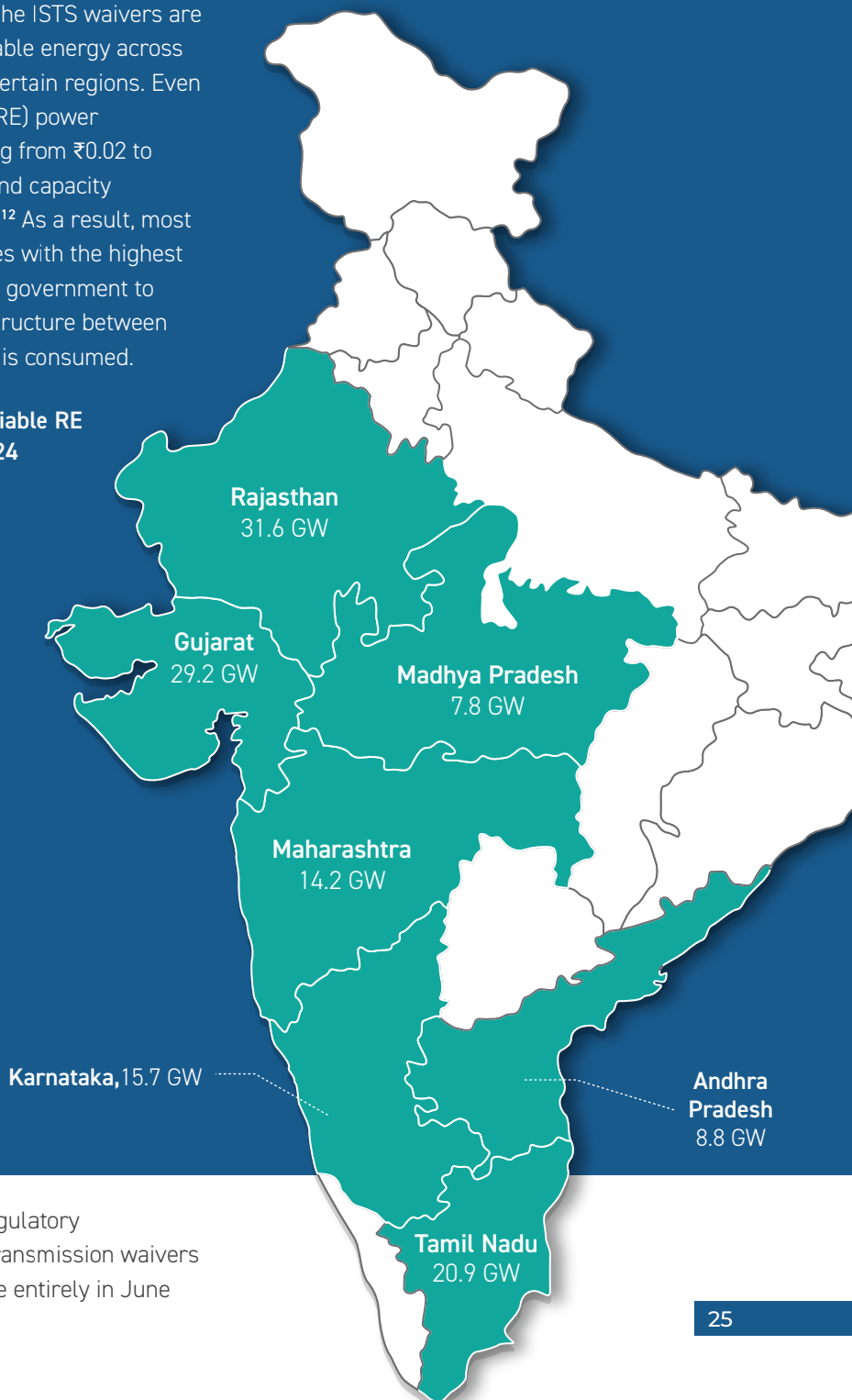
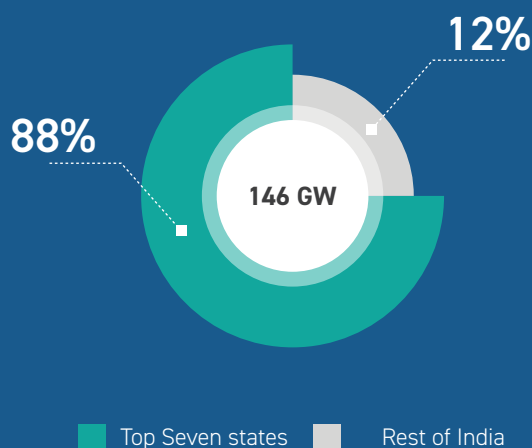
EXTENSION OF ISTS WAIVERS REMAINS UNCERTAIN

Since their initial expiration in 2019, the Ministry of Power (MoP) has extended the waiver on Inter-State Transmission System (ISTS) transmission charges for renewable energy projects multiple times. The current 100% waiver is set to expire in June 2025 and may not be extended further.

Developers argue that extending this waiver is essential for the growth of the ISTS market. However, there are opposing views that highlight the sunk costs incurred by the government, which ultimately burden end consumers with higher tariffs. Waiving ISTS transmission charges for even 1 GW of renewable energy capacity results in over Rs 9,500 crore (approximately US\$ 1.1 billion) in foregone government revenue over the 25-year waiver period.

Additionally, market stakeholders are noting that the ISTS waivers are contributing to an uneven concentration of renewable energy across different states in India, favoring development in certain regions. Even though the differential cost of renewable energy (RE) power generation across Indian states is minimal (ranging from ₹0.02 to ₹0.40 per unit), approximately 88% of solar and wind capacity installations are concentrated in just seven states.¹² As a result, most projects are seeking connectivity primarily in states with the highest solar irradiation. This concentration pressures the government to invest significantly in building transmission infrastructure between the states where power is generated and where it is consumed.

Figure 15: Share of top seven Indian states in variable RE (solar and wind) installed capacity, December 2024



Source: MNRE, JMK Research

Considering these factors, the government and regulatory stakeholders are not inclined to extend the ISTS transmission waivers beyond their current schedule, which will conclude entirely in June 2028.

¹² MNRE. Physical achievements. December 2024

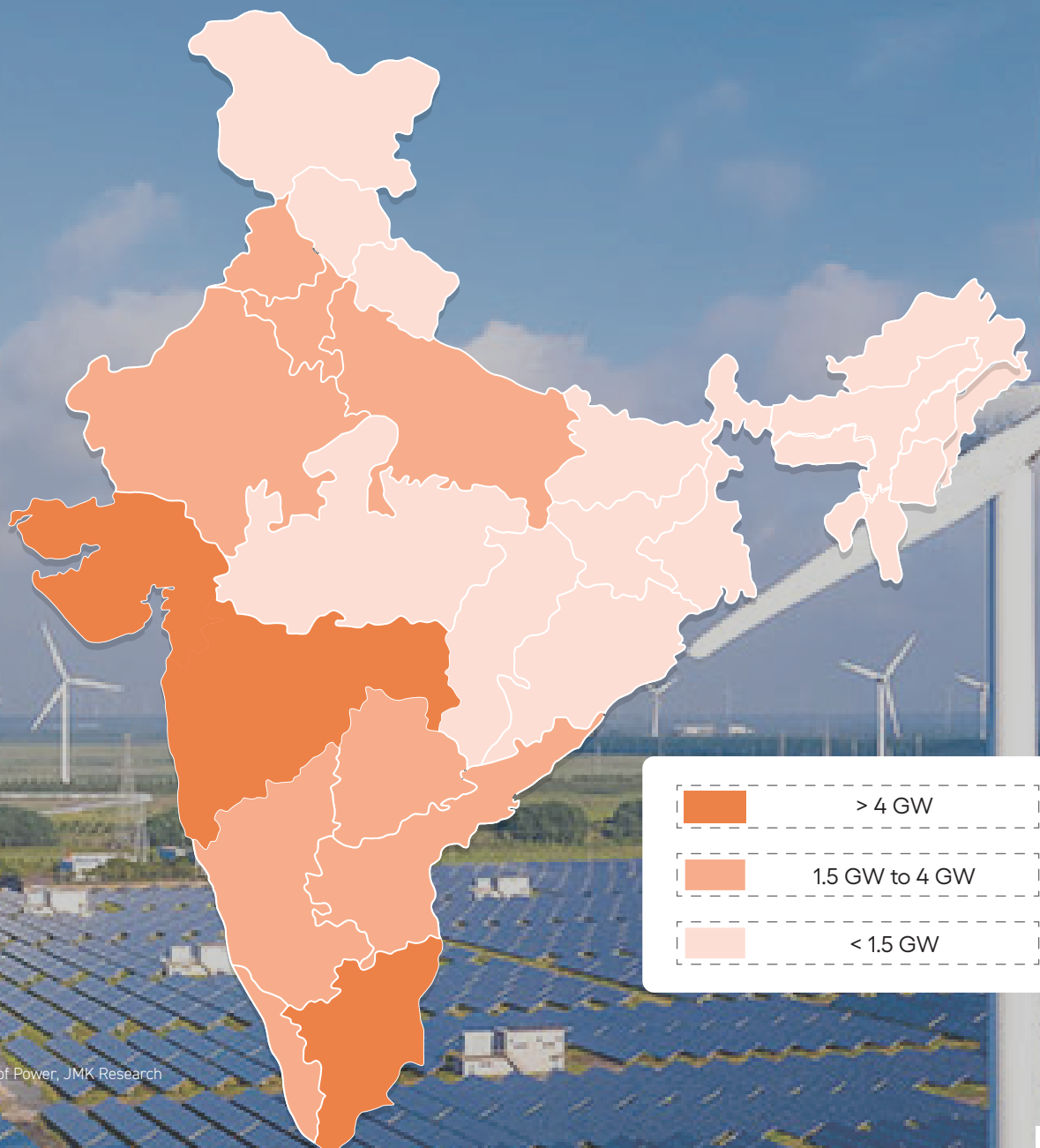
VIABLE CO-EXISTENCE OF InSTS AND ISTS GREEN OA

Even without exemptions, the ISTS green open access (OA) will still be financially viable for certain commercial and industrial (C&I) consumers. For example, **C&I consumers connected directly to the state transmission utility (STU) at voltages of 66 kV and above who utilize the ISTS green OA through captive or group captive mechanisms will continue to find it financially feasible.** These consumers will not incur wheeling charges or losses, and they will also benefit from exemptions on the cross-subsidy surcharge (CSS) and additional supply (AS) charges.

According to JMK Research analysis, over 33 GW of such C&I consumers are connected at 66 kV and above across all Indian states, highlighting a significant market growth opportunity. As some critical and conventional industries transition to electrification, this demand is expected to increase even further.

Therefore, after 2028, the ISTS green OA market will coexist alongside the InSTS green OA market, which will cater to smaller consumers connected to the state power distribution system.

Figure 16: Quantum (electricity load) of C&I consumers in each state connected at 66 kV and above



Source: Ministry of Power, JMK Research

SHORT-TERM TRANSACTIONS TO DOMINATE

The market stakeholders increasingly prefer shorter PPA tenures vis-à-vis longer tenure of more than 15 years. Shorter tenures enhance project flexibility and de-risk it from future significant policy and technological changes.

Due to the lack of state jurisdiction, ISTS enables better access to the power markets vis-à-vis InSTS. Combining enhanced access to power markets with shorter-term transactions allows developers and consumers to explore novel power market-based business models, such as the one discussed in the landed cost chapter of this report. Going ahead, such business models will likely include contracts-for-difference (CfD) price settlement mechanisms, thereby marking the advent of virtual power price agreement (VPPA) contracts in India.¹³

GNA LIKELY TO BE MODIFIED FOR RENEWABLE ENERGY TRANSACTIONS

GNA will evolve to include nuances and intricacies of the variable renewable energy. GNA is allocated to the entities for a 24-hour period, irrespective of the power generation technology. However, as the variable RE, i.e., solar and wind, are operational for only specific periods of the day, GNA capacity remains idle for non-generation hours. Therefore, there is a need for a better GNA structural grid connectivity design, wherein GNA will be allocated to the ISTS power generators based on injection technology. For example, the solar projects (without storage) will be given GNA connectivity only during the solar hours, thereby opening this GNA capacity for utilization during the non-solar hours. This directive has been proposed under the latest draft amendments to the GNA regulations.¹⁴

¹³ Access this [blog](#) by JMK to understand the broad overview of CfD and VPPA contracts.

¹⁴ CERC. [Draft notification for GNA Regulations \(Fourth Amendment\)](#). March 2025



GREEN H2 PRODUCTION TO ADD ~7GW OF FIRM ISTS GREEN OA CAPACITY BY 2030

Under the aegis of the National Green Hydrogen Mission (NGHM), India targets 5 Million Metric Tonnes Per Annum (MMTPA) of green H2 production in India by 2030.¹⁵ The majority of this production will be consumed by the industrial sector, particularly in fertilizer, iron and steel, and chemical manufacturing industries.

Green hydrogen producers will either generate renewable energy on-site or procure it from external sources through InSTS and ISTS open access mechanisms. The continuation of the ISTS transmission charge waiver from the government until 2030 is expected to encourage green hydrogen producers to fulfill a significant portion of their renewable energy requirements through the ISTS green open access route.

Assuming that ISTS will account for approximately 25% of green hydrogen producers' power needs, this could lead to the addition of around 7 GW of firm capacity to the ISTS green open access market by 2030. This firm capacity translates to wind, solar, and energy storage components as 14.2 GW, 11.4 GW, and 7.1 GW/28.5 GWh, respectively.

Table 8: ISTS Green OA market capacity projection by 2030

Application Scenario	RE capacity additions until 2030 (cumulative)	Annual RE capacity addition each year estd. (until 2030)
Green H2 production	Firm RE: 7 GW, translating to -> Solar: 14.2 GW Wind: 11.4 GW ESS: 7.1 GW/28.5 GWh	Solar: 2.3 GW Wind: 1.9 GW ESS: 1.1 GW/4.7 GWh
Electricity as end-use (no extension of ISTS transmission charge waiver)	WSH: 10 GW at CUF = 60%	WSH: 1.6 GW at CUF = 60%
Electricity as end-use (with extension of ISTS transmission charge waiver)	WSH: 25 GW at CUF = 60%	WSH: 4.16 GW at CUF = 60%

Source: CEA, JMK Research

Assumptions: 1. Electricity requirements to generate 1 kg of hydrogen = 50 kWh

2. Share of ISTS green OA market in 2030: Green H2 production = 25%, direct end-use as electricity = 15%

3. Annual C&I power demand growth in India = 10%

C&I offtake of electricity for direct end-use represents another use-case of ISTS green OA. If waivers are discontinued based on the current trajectory, JMK Research estimates that approximately 10 GW of WSH capacity will be established in the ISTS green OA market by 2030, translating to annual capacity additions of approximately 1.6 GW. Instead, if the waivers are extended by 3 to 5 years, the ISTS green OA will be accessible to a much larger C&I consumer base and has the potential to add 25 GW of WSH capacity by 2030, translating to annual capacity additions of approximately 4.16 GW.

¹⁵ PIB. Cabinet approves National Green Hydrogen Mission. January 2023

CONCLUSION

Power transmission through the Inter-State Transmission System (ISTS) and consumption by commercial and industrial (C&I) consumers across states embodies the Indian government's "One Nation, One Grid, One Frequency" program. This initiative enables C&I consumers in renewable energy (RE)-deficient states to access energy from RE-rich regions, helping them green their operations and meet decarbonization targets. Until the Energy Storage System (ESS) market develops, ISTS-based RE projects provide a viable alternative by achieving high CUF of up to 80% and offering a more stable power output profile.

Despite the advantages and government initiatives aimed at developing the ISTS renewable energy market, progress has been slow, particularly in the green open access (OA) sector. A significant roadblock to this adoption is the insufficient transmission infrastructure. There is a lack of ISTS substations, and existing ones have limited extra connectivity capacity. Green OA projects often face delays as preference for connectivity is given to discom PPA-based ISTS projects, resulting in waiting periods exceeding 12 months for connectivity.

To address these issues, the government should prioritize the development of ISTS-specific substations and associated transmission infrastructure, such as transmission lines and interconnecting transformers. Simultaneously, to ensure broader access to ISTS-generated power, there should be an analysis of high-demand centers nationwide, leading to the establishment of dedicated ISTS transmission lines to those areas. A special government cell dedicated to developing the ISTS market should be created to implement this plan, expediting approvals and identifying and resolving ongoing issues across states.

For C&I consumers connected at transmission voltages of 66 kV and above, who do not pay wheeling charges, the ISTS green OA will remain financially viable under a captive mechanism even after the discontinuation of ISTS transmission waivers. Therefore, the central government should consider extending the 100% ISTS transmission waiver until at least 2028, especially for smaller C&I consumers. Solar and wind developers can continue to leverage these waivers indirectly if they establish projects supplying power for green hydrogen production, which has a 100% waiver timeline extended until 2030. Once the waivers expire, the green OA market will likely be characterized by smaller C&I entities opting for InSTS and larger C&I consumers choosing ISTS-based power.

Green OA developers should also adopt innovative PPA structures to mitigate the uncertainties and delays associated with ISTS-based projects. This may include provisions that allow for contracting another C&I buyer or conversion of part or entire project's capacity to a discom PPA model if unforeseen issues arise. The project capacity should be divided into shorter and long-term PPA tenures, accommodating potential future changes in the RE landscape. Additionally, to facilitate easier access to power markets for ISTS projects, developers should reserve a portion of the project capacity for selling power on exchanges, either directly or through ISTS power trading entities.

C&I consumer understanding of the benefits of ISTS-based power and the associated delays has improved. Similar to the InSTS green OA, the ISTS market is expected to grow organically, primarily for larger C&I consumers. Without any upper limit on capacity, the growth of the ISTS market will be crucial for industries in India to fully decarbonize, a scenario that will become increasingly important in the years to come.



Copyright (c) JMK Research & Analytics 2025

JMK Research & Analytics

E: contact@jmkresearch.com

M: +91-7428306655

A: 212A, Suncity Trade Tower, Sector
21, Gurugram, Haryana 122016

W: www.jmkresearch.com